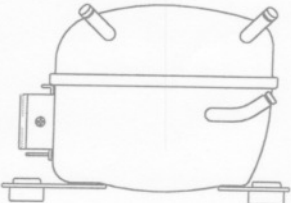


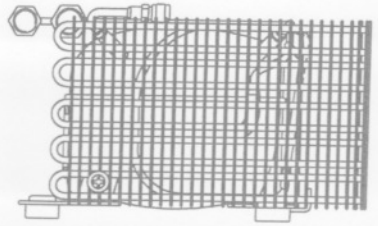
**Isotherm
ASU
(Air cooled)**

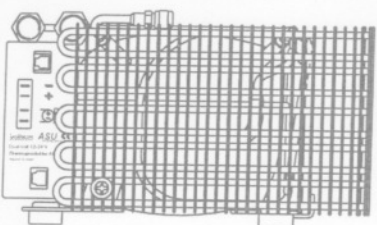
Spare parts
Ersatzteile
Ricambi
Pièces Détachées
Reservdelar

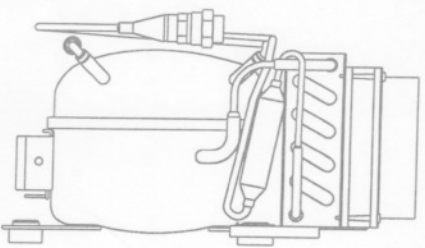
Isotherm ASU 3201 & 3701

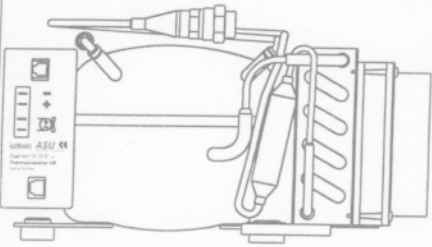
Valid from 1998-01-02

	Pos.	Part No.	Description	For Models
	1	SBA00002DA 39301	Compressor BD35F Kompressor BD35F Compressore BD35F Compresseur BD35F Kompressor BD35F	3201
	2	SBA00003DA	Compressor BD50F Kompressor BD50F Compressore BD50F Compresseur BD50F Kompressor BD50F	3701

 <p style="text-align: center;">BD35F</p>	Pos.	Part No.	Description	For Models
	3	SBC39302DA 39302	Compressor unit BD35F incl. coupl. Kompressoreinheit BD35F mit Kuppl. Unità compressore BD35F con giunti rapidi Unité compresseur BD35F avec raccords rapides Kompressorenhet BD35F med kopplingar	3201

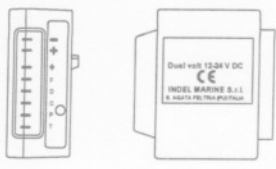
 <p style="text-align: center;">BD35F</p>	Pos.	Part No.	Description	For Models
	4	39322	Compressor unit complete incl. electronics Kompr. Einheit komplett mit Steuerelekt. Unità compressore completo con centralina Unité compresseur entier avec électronique Kompressorenhet komplett med elektronik	3201

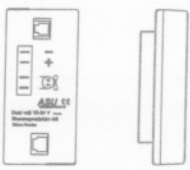
 <p style="text-align: center;">BD50F</p>	Pos.	Part No.	Description	For Models
	5	SBC39325DA 39325	Compressor unit BD50F incl. coupl. Kompressoreinheit BD50F mit Kuppl. Unità compressore BD50F con giunti rapidi Unité compresseur BD50F avec raccords rapides Kompressorenhet BD50F med kopplingar	From 00-12-01 3701


 <p style="text-align: center;">BD50F</p>	Pos.	Part No.	Description	For Models
	6	39326	Compressor unit complete incl. electronics Kompr. Einheit komplett mit Steuerelekt. Unità compressore completo con centralina Unité compresseur entier avec électronique Kompressorenhet komplett med elektronik	From 00-12-01 3701

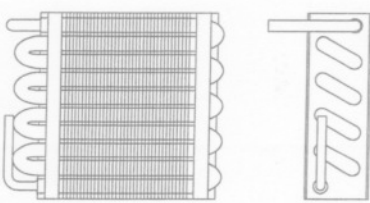
Isotherm ASU 3201 & 3701

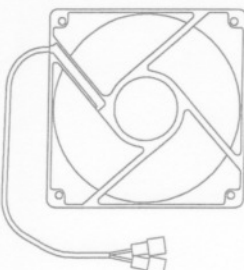
Valid from 1998-01-02

	Pos.	Part No.	Description	For Models
	7	SEG00002DA 39303	Electronic unit 12/24 volt Elektronik 12/24 Volt Unità elettrica 12/24 volt Unité électronique 12/24 volt Elektronikdel 12/24 volt	3201 & 3701

	Pos.	Part No.	Description	For Models
	8	SEG00008DA 39304 To April 2006	Electronic unit ASU 12/24 volt Steuereinheit ASU 12/24 Volt Unità elettrica ASU 12/24 volt Unité électronique ASU 12/24 volt Elektronikdel ASU 12/24 volt	3201 & 3701
		SEG00012DA 39312 From April 2006 (No defrost)	Electronic unit ASU 12/24 volt Steuereinheit ASU 12/24 Volt Unità elettrica ASU 12/24 volt Unité électronique ASU 12/24 volt Elektronikdel ASU 12/24 volt	3201 & 3701


	Pos.	Part No.	Description	For Models
	9	SBD00061AA 39305	Condenser (pin type) Kondensator Condensatore Condenseur Kondensor	3201


	Pos.	Part No.	Description	For Models
	10	39335	Condenser (lamellar) Kondensator Condensatore Condenseur Kondensor	From 00-12-01 3701

	Pos.	Part No.	Description	For Models
	11	SBG00006BA 39226	Fan 12V Ventilator Ventilatore Ventilateur Fläkt	3201 & 3701

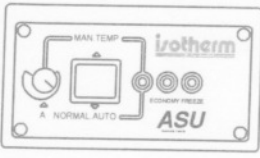
Isotherm ASU 3201 & 3701

Valid from 1998-01-02

	Pos.	Part No.	Description	For Models
	12	SDD00014DA 000232	O-ring O-Ring O-anello O-bague O-ring	3201 & 3701

 Ø19x95	Pos.	Part No.	Description	For Models
	13	SBD00026DA 39306	Filter 10 gr. Filter Filtro Filtre Filter	All


	Pos.	Part No.	Description	For Models
	14	SBF00051AA 39002	Holding plate Kältespeicher Piastra di accumulolo Plaque réfrigérant Kylmagasin	3201
	15	SBF00052AA 39031	Holding plate Kältespeicher Piastra di accumulolo Plaque réfrigérant Kylmagasin	3701


	Pos.	Part No.	Description	For Models
	16	SEF00008DA 39242	Control panel Schalttafel Pannello di controllo Tableau de contrôle Manöverpanel	3201 & 3701


	Pos.	Part No.	Description	For Models
	17	SEB00036AA 39229	Control cable (4 m) Kabel für Schalttafel (4 m) Cavo di controllo (4 m) Cable de contrôle (4 m) Manöverkabel (4 m)	3201 & 3701
	18	SEB00037AA 39230	Control cable (10 m) Kabel für Schalttafel (10 m) Cavo di controllo (10 m) Cable de controle (10 m) Manöverkabel (10 m)	Option

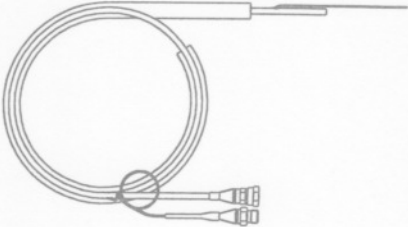
Isotherm ASU 3201 & 3701

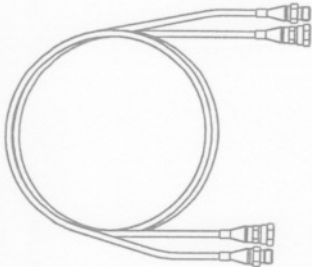
Valid from 1998-01-02

	Pos.	Part No.	Description	For Models
	19	SEB00035AA 39228	Temperature sensor with cable 3.5 m Thermistor mit Kabel 3.5 m Sensore di temperatura con cavo 3.5 m Capteur de température avec cable 3.5 m Termistor med kabel 3.5 m	3201 & 3701

	Pos.	Part No.	Description	For Models
	20	SEB00038AA 39232	Temperature sensor extension 2.5 m Thermistor Verlängerung 2.5 m Cavo supplementario per termistor 2.5 m Cable supplémentaire pour termistor 2.5 m Termistor förlängningskabel 2.5 m	Option

	Pos.	Part No.	Description	For Models
	21	SGE00002AA 10015	Click-on compressor bracket Click-on Kompressorhalter Click-on staffa Click-on etrier Click-on konsol	3201 & 3701

	Pos.	Part No.	Description	For Models
	22	SBD00029AA 39017	Connection pipe incl. couplings Anschlussrohr mit Kupplungen Tubo di connessione con giunti rapidi Tube complet avec raccords rapide Anslutningsrör med kopplingar	3201 & 3701

	Pos.	Part No.	Description	For Models
	23	SBD00031AA 39045	Extension pipe 1 m incl. couplings Verlängerungsrohr, 1 m, mit Kupplungen Tubo supplementario 1 m con giunti rapidi Rollage de tuyauterie, 1 m avec raccords rapides Förlängningsrör 1 m med kopplingar	Option
	24	SBD00032AA 39046	Extension pipe 2 m incl couplings Verlängerungsrohr, 2 m, mit Kupplungen Tubo supplementario 2 m con giunti rapidi Rollage de tuyauterie, 2 m avec raccords rapides Förlängningsrör 2 m med kopplingar	Option
	25	SBD00033AA 39047	Extension pipe 3 m incl. couplings Verlängerungsrohr, 3 m, mit Kupplungen Tubo supplementario 3 m con giunti rapidi Rollage de tuyauterie, 3 m avec raccords rapides Förlängningsrör 3 m med kopplingar	Option

Isotherm ASU

Electronic unit SEG00008DA / 39304 (red) and SEG00021DA / 39321 (blue)

Red additional ASU electronic unit 39304 for Danfoss BD35F and BD50F 12/24 volt compressors. For Isotherm Cruise ASU and Grey Line ASU refrigerators, ASU build-in units type 3201, 3701, 3251SP, 3751SP.

Blue additional ASU electronic unit 39321 for Danfoss BD50F 12/24 volts compressors. For types: 4201 Magnum, 4701 Magnum, 5301 Magnum Twin and 5801 Magnum Twin.

Dip Switches

There are six DIP switches mounted on the PC-board inside the electronic unit, they shall be set as listed below. This is the "standard" setting.

Red ASU electronic:

Cruise 49 / Grey Line 1493, 1503

Only DIP no. 2 on

Cruise 65, 85 / Grey Line 1653, 1853

Only DIP no. 3 on

Cruise 100, 130 / Grey Line 1103, 1203

Only DIP no. 3 on

Isotherm ASU 3201, 3701, 3251SP, 3751SP

Only DIP no. 3 on

Blue ASU electronic unit:

Isotherm ASU 4201 Magnum, 4701 Magnum,
5301 Magnum Twin and 5801 Magnum Twin

Dip no. 3 and 6 on

The working temperature range can be changed by means of the DIP switches. Temperature range can be moved up (warmer) 2°C/3.5°F by switching off no. 3 and switching on no. 2.

Temperature range can be moved down (colder) 3°C/5°F by switching off no. 3 and switching on no. 4.

The fan power output is maximum 1.5 A and has a variable reduced voltage for the fan power supply.

Units working as freezers have DIP-switch no. 5 on, for a temperature range 11°C/19°F colder (lower) than nominal.

Water cooled Magnum units have also DIP no. 6 on, for water pump power supply to the voltage reducer. DIP switch no. 6 cannot be switched off on blue electronic units.

See the figure below.

