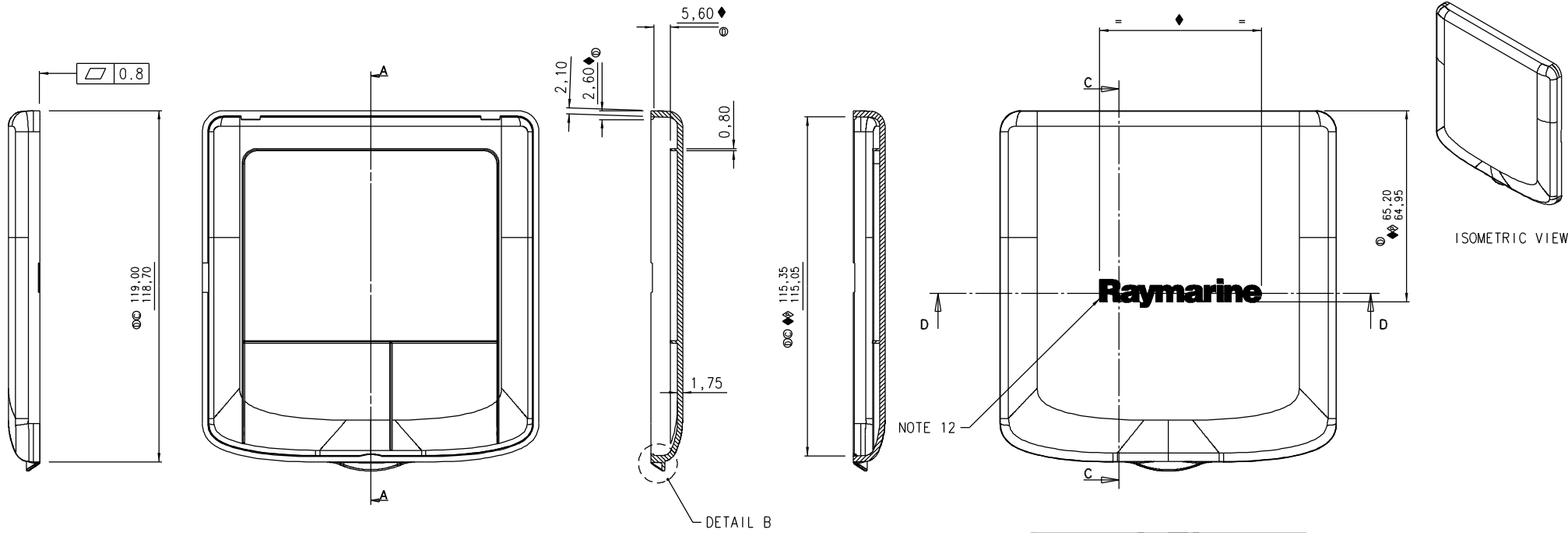


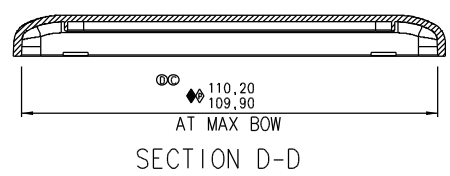
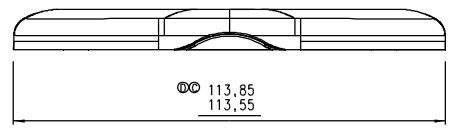
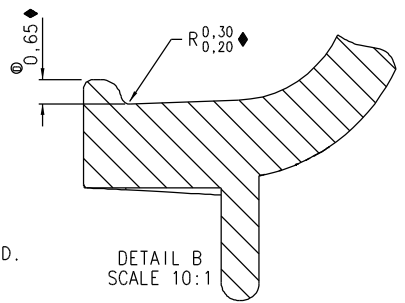
USED ON:



SECTION A-A SECTION C-C

NOTES:

1. MATERIAL :
 GENERIC NAME: PP
 MANUFACTURER: JGP
 SPECIFIC GRADE: A0718
 COLOUR: GREY: 404300 MATCHED TO GE CYCOLOY C1000HF
 CUSTOM COLOUR GREY 96441 TO BE APPROVED BY RAYMARINE
 (REFERENCE TO RAYMARINE WORK INSTRUCTION WI_05-1281).
 OTHER CRITERIA: UV STABLE
2. FINISH: EXTERNAL SURFACE TO BE TEXTURED TO STANDEX MOLD-TECH MT-11030.
 ALL EXTERNAL SURFACES TO BE FREE FROM SCUFF MARKS, WITNESS LINES AND EJECTOR MARKS.
 ALL INTERNAL SIDE FACES EXCLUDING CORNER RADII TO BE LIGHT SPARKED REF RA9 (0.1 MAX DEPTH).
3. APPROXIMATE VOLUME OF MATERIAL 29731.5 Cu mm.
4. THIS DRAWING SUPPLIED IN ELECTRONIC FORMAT AS 3026137D.CGM IS THE "MASTER DOCUMENT"
 DXF DATA AVAILABLE ON REQUEST MUST BE VERIFIED TO THE MASTER SUPPLIED.
 LAST STEP FILE SUPPLIED: 3026137b.IGS.
5. 3D MODEL CREATED ON NOMINAL. APPLY GENERAL TOLERANCE OF +/-0.1 UNLESS OTHERWISE STATED.
6. COMPONENT PART No. & ISSUE IDENTIFIERS TO BE INCLUDED, POSITION AND SIZE TO BE AGREED BY RAYMARINE.
7. ALL TOOLING FEATURES TO BE AGREED BY RAYMARINE.
8. SHARP CORNERS AS DRAWN: R0,2 MAX PERMISSIBLE.
9. COMPONENTS TO BE COMPLETE, FLASH AND BURR FREE UNLES OTHERWISE STATED.
10. DRAUGHT WITHIN TOLERANCE UNLESS OTHERWISE STATED.
11. TO BE TUNED TO FIT MATING BEZEL 3101-426.
12. 'RAYMARINE' TO BE PRINTED TO ARTWORK 3032-562 ISS A, POSITION AS SHOWN. ALL PRINTING TO BE WHITE.
13. ADHESION TESTING OF PRINTING AS SPECIFIED IN RAYMARINE WORK INSTRUCTION WI_05-1283. OTHER CRITERIA: UV STABILISED.
14. FEED POINT TO BE DE-GATED, FLUSH TO 0,5mm PROUD. NO BLOOM TO BE EVIDENT ON EXTERNAL SURFACE.
15. ♦ DENOTES CRITICAL FEATURES TO BE MAINTAINED AS DETAILD ON QUALITY CONTROL DOCUMENT FOR THIS PART.
16. ⬠ DENOTES PROCESS CONTROL DIMENSIONS TO BE MONITORED AND MAINTAINED IN PRODUCTION.



D	DRAWING BROUGHT IN LINE WITH CAPABILITY STUDY. ADDED PROCESS CONTROL DIMNS	23.05.07 G.I.P.
C	ADDED INTERNAL PROFILE CRITICAL DIMNS. INCREASED OUTSIDE PROFILE IN LINE WITH MATING BEZEL	29.11.06 G.I.P.
B	ADDED RECESS FOR FEED GATE TRIMMING INCREASED WALL SECTION & RIBS AS AGREED WITH VENDOR TO AID MOULDING	07.06.06 G.I.P.
A	FIRST ISSUE	ORIGINAL
ISS	DESCRIPTION OF CHANGE	DATE



THE INFORMATION CONTAINED HEREIN SHALL NOT BE REPRODUCED WITHOUT THE PRIOR WRITTEN PERMISSION OF RAYMARINE LTD

TOLERANCES UNLESS OTHERWISE STATED		MACHINING: SURFACE 1.6
x	±0.50	SHARP INTERNAL CORNERS TO HAVE RADIUS 0.4 MAX DEBURR ALL EDGES
.x	±0.25	
.xx	±0.10	
.xxx	±0.05	
ANGLES	±1° (EXCL DRAFT)	
DIMENSIONS IN MM		SCALE: 1:1

DRAWN TO BS308 Ⓢ DO NOT SCALE - IF IN DOUBT ASK MATERIAL SEE NOTES FINISH SEE NOTES

DR'N: G.I.P.
 DATE: 23.05.06
 CK'D:
 APP'D:

TITLE		SUNCOVER, ST70
DRAWING No.		3026-137
SHT 1 OF 1		A 2

ITEM No	DRG/PART No	QTY	DESCRIPTION
PARTS LIST			